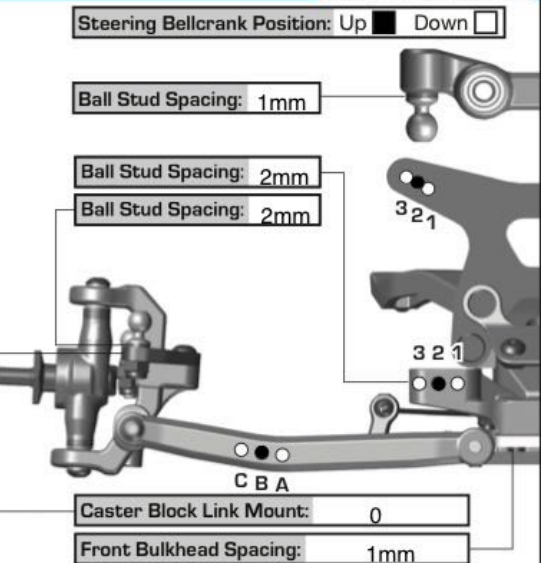
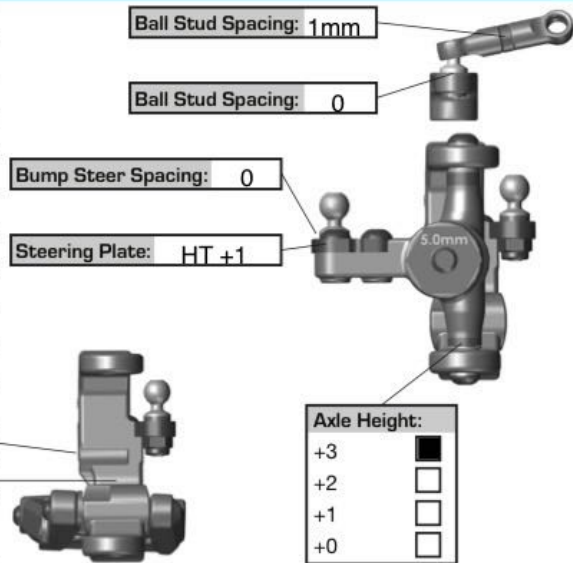


Front Suspension:

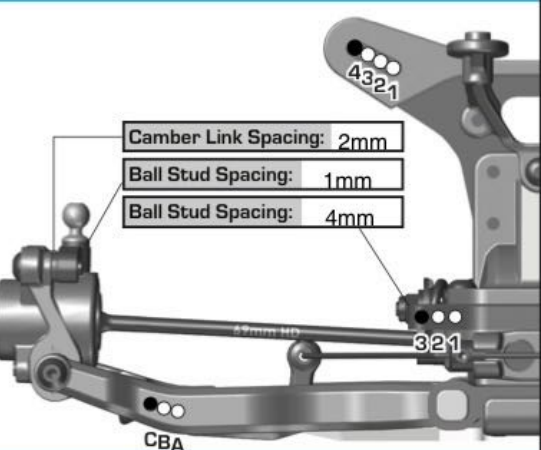
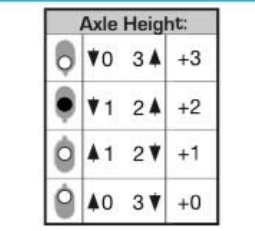
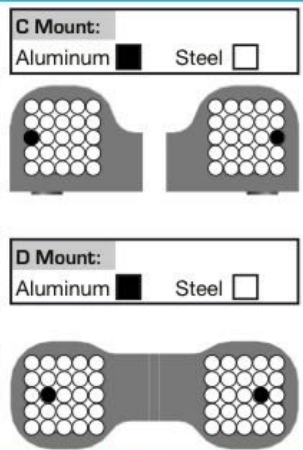
Reset Forms

Ride Height: 13mm (body on)
 Camber: -2
 Toe: -1
 Anti-Roll Bar: 1.2mm
 Arm Type: Carbon
 Tower Type: Kit
 Wheel Hex: Kit
 Steering Block KPI: KPI 2
 Caster Block Insert: 0 +2.5 +5
 Bulkhead Type: Carbon
 Kick-Up Angle: -2.5 0 +2.5
 Steering Stop Spacing: None
 Caster Block Spacing: Fwd Back
 Notes: Carbon top plate ballstuds mount



Rear Suspension:

Ride Height: 13.5mm (body on)
 Camber: -3
 Anti-Roll Bar: 1.4mm
 Arm Type: Carbon
 Tower Type: Kit
 Arm Spacing: Fwd Mid Back
 Wheel Hex: Kit 5.0mm
 Hub Type: Std HRC Carbon
 Hub Spacing: Fwd Mid Back
 Drive Shaft: CVA's Universals
 Notes: Upside-down shocks



Electronics:

Radio: Futaba T10PX Servo: Futaba CT702
 EPA: Throttle: 100 % Brake: 90 %
 ESC: Hobbywing XR10 pro
 ESC Settings:
 Motor / Wind: Hobbywing 5.5T Timing: 40
 Pinion: 23T Spur: 78T
 Battery Mount: Std Offset
 Back 1 2 3 4 5 Forward
 Battery: Trion 4900 Weight: None
 Notes:

Drivetrain:

Differential: Ball Diff:
 Height: 2 Gear Diff:
 Diff Setting: 2 gear 50K
 Notes:

Slipper Clutch:

Type: FT Vented slipper hubs
 # of Pads: Octalock LCF x2
 Setting: 2.5mm
 Notes:

Shocks:

	Front	Rear
Piston:	1.8x2	1.9x2
Thickness:	1.8mm	1.8mm
Fluid:	37.5wt	35wt
Spring:	Orange	Yellow
Limiters: Int: Ext:	0 0	0 0
Stroke:	22.5mm	27.5mm
Eyelet:	0	+2
Cup Offset:	0 +5 +9	0 +5 +9
Kashima Bodies: Chrome Shafts: Machined Spacers:	<input checked="" type="checkbox"/>	<input checked="" type="checkbox"/>
Notes:	T-Work's 13mm adjustable nut	

Track Info:

Size: Medium
 Surface: Carpet
 Traction: High
 Moisture:
 Condition:
 Temperature:
 Notes:

Tires:

Front Tires: Schumacher 4wd
 Front Compound: Yellow
 Front Insert: Schumacher 2wd
 Rear Tires: Schumacher cactus
 Rear Compound: Yellow
 Rear Insert: Schumacher blue
 Wheel (F/R): T-Work's White
 Notes:

Body, Weight:

Body: Jconcepts F2 lightweight
 Front Wing: Normal
 Rear Wing: JC 6.5inch
 Wing Angle: 0° 3° 6°
 Chassis Length: Normal
 Servo Weights: None
 Electronic Weights: FT steel
 Total Vehicle Weight: 1510g

Vehicle Comments:

Notes:
 T-Work's Titanium turnbuckles, ballstuds
 T-Work's Titanium wheel nut
 MTR Titanium screws
 Carbon side rails